



INCANDESCENT BULLET

SPECIFICATIONS

THE CLASSIC BULLET is especially useful in those areas where good color rendition, dimming capable it, instant on, easy installation and reasonable initial cost are of concern. With three colors in stock and a wide selection of mounting arrangements, this incandescent bullet proves to be the appropriate tool for Par 38 lamp applications

FIXTURE

Cast aluminum body and Knuckle threaded for 1/2" NPT.

GASKETING

high temperature gaskets seal the neck and socket

FASTENERS

Corrosion resistant stainless steel

WIRING

The fixture is pre wired with 6"/18 WAG. 200 C wire

LAMP

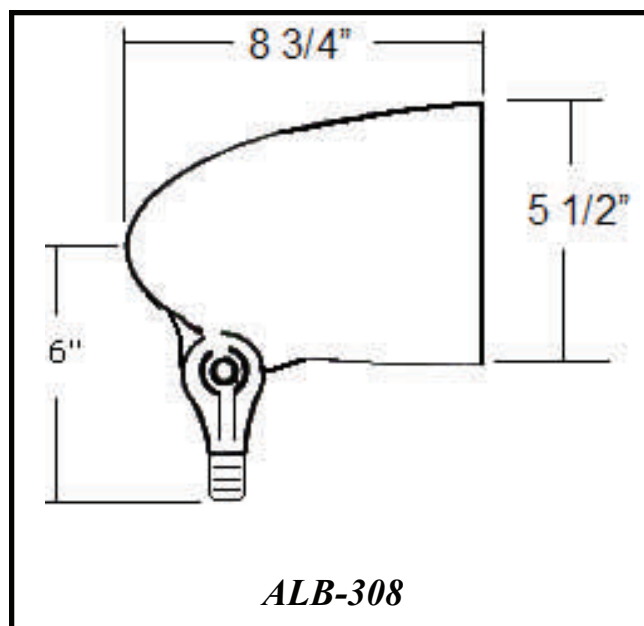
Lamps 150 watt Par 38 incandescent

SOCKET

Medium base high temperature pulse rated glazed porcelain.

AIMING

90 DEG. from vertical, 45 DEG. Maximum back tilt



Dimensions are subject to change without notice



CLASSIC BULLET

CATALOG NO. LAMP TYPE (not Incl.)










ALB-08-Color PAR-38 / R 40

Suffix:

B = Black; **G** = Green; **Z** = Bronze; **W** = White; **A** = Aluminum

Custom colors also available contact your local Representative for more information.

ACCESSORIES

	CATALOG NO.	DESCRIPTION
 ALB-19	ALB-19	4" Round box with mounting tabs <small>natural aluminum</small>
 ALG-24	ALG-24	Wire Guard <small>Zink Plated</small>
 ALB-BC	ALB-BC	Round box cover 1 1/2" hub <small>natural aluminum</small>
	ALB-BC-2	Round box cover 2 1/2 hubs <small>natural aluminum</small>
	ALB-BC-3	Round box cover 3 1/2" hubs <small>natural aluminum</small>
 ALS-C5	ALS-C5	Surface Mounting box 2 1/2" hubs <small>Powder coated finish</small>
 ALS-31-3	ALS-31-3	Ground spike, 6"3c cord & plug <small>Gray only</small>
 ALP-17-B	ALP-17-B	Ground Post <small>Non Metallic Black</small>
 ALS-7/45-Z	ALS-7/45	Shield (field Installed) <small>Powder coated finish</small>
 AQL-2	AQL-2	2" Post top fitter <small>natural aluminum</small>
 ALB-414-B	ALB-414-B	4" Square J Box 1 1/2' top & 2 1/2" bottom hubs <small>Natural Brass</small>